


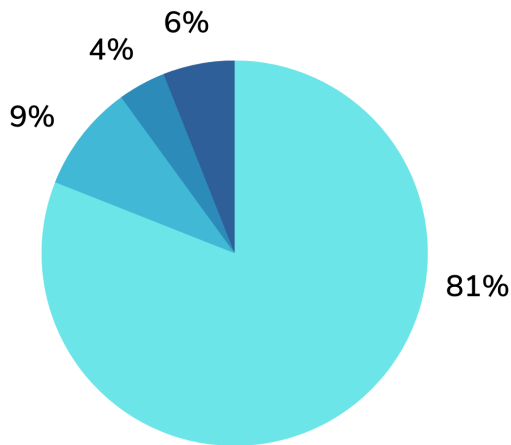
# MILWAUKEE HEALTH SERVICES, INC.

Milwaukee



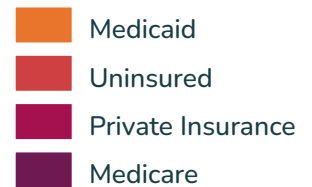
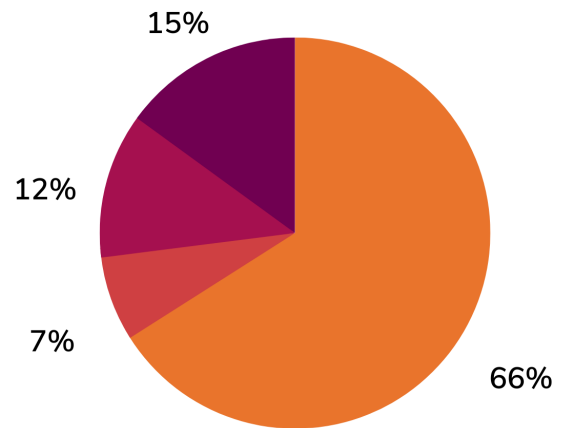
## 15,453 PATIENTS SERVED

### PATIENTS BY INCOME



*\*200% of the Federal Poverty Level (FPL) was \$26,500 in 2021*

### PATIENTS BY INSURANCE STATUS



### SPECIAL POPULATIONS



## 27

Seasonal Agricultural Workers



## 98

Individuals Experiencing Homelessness



## 213

Veterans